

**Helena Education Foundation  
Great Ideas Grants**


**Application COVER Page**

Please complete responses to all questions.

<b>Kacey Askin &amp; Jake Spearson</b>	<b>Helena High School</b>	<b>Business/9-12 &amp; Architecture Design</b>
Applicant (Key contact) Name	School	Subject/Grade
<u>kaskin@helenashools.org</u>	406-438-0042	406-324-2298
Email	Cell Phone	Work Phone
Hear Ye' Hear Ye'		
Project Title		

**I UNDERSTAND and AGREE TO THE FOLLOWING:**

- X This project does not displace, replace or supplant programs funded through the District.
- X Funds must be used within one year from date of award unless prior approval is obtained from HEF.
- X HEF will not reimburse any costs of the project above the grant award nor pay for those costs/items not included in the proposed budget.
- X I will submit a written evaluation, project findings and budget summary within one month of completion of the project.
- X HEF has the right to use this project, if funded, for public information purposes or to help other educators.

  
Principal

1/24/24  
Date

Projects which require any facilities adjustment (wiring, irrigation, leveling) require the additional signature of the District Director of Support Services.

 26 JAN 2024  
Support Services Date

**APPLICATION DEADLINES:**

**Tuesday, October 3, 2023 for Fall Grants and  
Tuesday, January 30, 2024 for Spring Grants**

- Submit one completed application to [becca@hefmt.org](mailto:becca@hefmt.org) by the above dates.
- Please send this signed sheet (Cover Page) with the Signature page (below) to Helena Education Foundation/P.O. Box 792/ Helena, MT 59624, through interschool mail to HEF, scan or take a photo and email it to [becca@hefmt.org](mailto:becca@hefmt.org).
- Please email your grant summary, narrative and budget in **MSWord** format.

Helena Education Foundation  
**Great Ideas Grants**

**Application SIGNATURE Page**

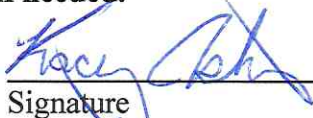
For **Group** Applications only

**You do not need to complete this form for projects involving one educator**  
**Please submit this completed signature page separately to [becca@hefmt.org](mailto:becca@hefmt.org)**


**Project Title:** Hear Ye' Hear Ye' **Date:** 1/24/24

**Please include signatures of all applicants who will be responsible for planning and implementation of this grant. Add additional lines if needed.**

**Kacey Askin/Helena High School**  
Print Name/School

  
Signature

**Jake Spearson/Helena High School**  
Print Name/School

  
Signature

\_\_\_\_\_  
Print Name/School

\_\_\_\_\_  
Signature

\_\_\_\_\_  
Print Name/School

\_\_\_\_\_  
Signature

\_\_\_\_\_  
Print Name/School

\_\_\_\_\_  
Signature

\_\_\_\_\_  
Print Name/School

\_\_\_\_\_  
Signature

\_\_\_\_\_  
Print Name/School

\_\_\_\_\_  
Signature

Helena Education Foundation  
Great Ideas Grants

Application **SUMMARY** Page

Please complete responses to all questions.

Hear Ye' Hear Ye' \$4378.31  
Project Title (This name will be used in publicity so be creative!) Funds Requested

Number of Students to be served: 100/yr. Grade Level(s): 9-12  
Number of Schools to be served: 1 but there are possibilities for more

Type of Grant: \_\_\_\_\_ Individual (funded up to \$1,250)  
                          X Group (funded up to \$5000)  
                          (if group, ALL applicants must sign signature page.)

Subject(s) affected by this project:

_____ Arts	_____ Math	_____ Science	_____ Speech
_____ Foreign Language	_____ Social Studies	_____ Library	_____ PE/Health
_____ Special Education	<u>X</u> Business	_____ Reading/Language Arts	
<u>X</u> Career/Technical	_____ Counseling & Guidance		
_____ Other: _____			

SUMMARY for Selection Committee and Public Use: Please provide a summary of the program in 50 words or fewer briefly explaining the grant project including major items to be purchased and how those items will be used as well as the how the project will improve student learning.

*For example: "This grant will fund the purchase of products and materials to improve the organization of and accessibility to the library through new easels, plastic frames wooden racks and shelf labels encouraging students to continue to visit the library and make materials easier to find."*

*For example: "Math Learning Stations will offer flash cards, a math board game and small white boards for practicing weekly skills, enabling student to work at different levels and in small groups providing level specific instruction."*



Helena Education Foundation  
**Great Ideas Grants**

**Application NARRATIVE and BUDGET FORM**

**Specifications: Please read carefully**

1. The narrative should be double-spaced, 12-point font, with margins no smaller than 3/4 inch.
2. The narrative should not exceed four pages in length and follow the prescribed outline below with corresponding section numbers.
3. **Do not use your name, the name of your school**, the name of your school mascot or the names of your school collaborators in the narrative.
4. Only *Great Ideas Grants* applications and budget summary will be accepted; please do not submit additional materials.
5. Please email your application summary page, 4-page narrative and budget pages as an attachment in MSWord Format to [becca@hefmt.org](mailto:becca@hefmt.org). **Note: Your application formatting may change in MSWord, but it will be corrected before it is presented to the selection committee. Please do not send your application as a .pdf.**
6. Please send signed cover page with the group signature page (if applicable) separately to Helena Education Foundation through interschool mail to HEF, or scan and email it to [becca@hefmt.org](mailto:becca@hefmt.org), or text a photograph to Becca at (406) 465-6966

**Narrative Outline**

**Introduction:** Summarize grant project, goals and how you will use the funds.

This grant will fund the purchase of the materials needed to transform my classroom into a simulated courtroom. This includes purchasing the materials to build a judge's bench, witness stand, and a jury box. As the Law class prepares for a Mock Trial this classroom simulator will add immense reality to the student experience.

**Section 1: Justification (30 points)**

**A. Project Need:**

- ✓ Describe the significant need and the target population.

I teach two sections every semester of Law & Justice (approximately 75-80 students/year) who conduct a mock trial at the end of the semester at the Lewis and Clark County courthouse. Every semester I instruct students on courtroom etiquette and how to move around in the courtroom so they can conduct the mock trial in the courthouse. Having a courtroom mockup in my room would greatly enhance this instruction. In addition, I have a Mock Trial competition team that competes annually in the state mock trial competition. Each year I have approximately 22-25 students in that club. Those teams conduct several scrimmages where they run through a case several times prior to the state or national competitions. Having a courtroom/class setup would make practice rounds much easier. This would also eliminate the need to gain access to the Lewis and Clark County courthouse for those practice rounds. Preparation for the competition team

takes place from November to May each year. The preparation for the Law & Justice classroom happens twice a year for approximately 5-6 weeks per semester. The target population that gains the most from this process are high school students (grades 9-12) who take Law and Justice as a career and tech education class and students (grades 9-12) who participate in a Mock Trial extracurricular club.

**B. Purpose of Project:**

- ✓ What is the purpose and anticipated impact of your proposed project, and how will it improve student achievement?

**Law & Justice**

The purpose is to help the students have more confidence in their understanding of how they operate in a courtroom setting.

**Architecture Design**

The purpose is to give a hands-on learning opportunity for a student to listen to the customer's needs, develop a plan based on those needs and build out their own design. Thus, learning how to apply the knowledge of material dimensions can enhance the design process.

- ✓ How do the goals link with the curriculum and to the goals and objectives of your school?

**Law & Justice**

The goal of the school is to have students' college or career ready. My goal in the Law & Justice class is to provide a real-life simulation of what happens in a courtroom during a trial. This court construction brings the courtroom to the students and enhances that instruction.

**Architecture Design:**

This project gives an opportunity to a student to design and build out that design. By designing and building their own design it helps that student prepare for the real-world of construction.

**Section 2: Project Description (35 points)**

**A. Design:**

- ✓ Describe project activities and how you will use the materials/supplies included in your budget to implement your project and address your stated need.

Project activities include having an architecture design student design and build the set pieces. Once the design is developed a materials list will be assembled and from there I plan to use the grant money to purchase the materials so that assembly of the courtroom pieces can be completed.

- ✓ Include a calendar of major activities, a description of each major activity and timelines for accomplishing it.

February complete the design and purchase the materials.

March – construct the pieces and have it completed by the end of March.

April – Start using the courtroom in the Law & Justice classes for the Spring mock trial in May.

- ✓ Describe how the project will be integrated into curriculum

**Architecture Design:**



The architecture design student is integral in helping design and create the set pieces.

**Law & Justice/Mock Trial club:**

Once the project is completed it will immediately be used in preparing classes and club members for a mock trial experience.

- ✓ Describe briefly the types of personnel (NOT names), organizations or staff members who will work directly with the project. When applying for a team grant, include the strengths of each educator as well as why the team chose to work together.  
The drafting teacher will be supervising the architecture design student who is doing an individual project to learn the whole process of listening to what a customer wants and developing those ideas into plans and doing the actual construction.

The Law & Justice teacher will utilize the set pieces once they are constructed for the Law & Justice class twice per year for two classes and several times per year for the Mock Trial club.

**B. Budget: List itemized project budget, sources of supplies and cost, including taxes and shipping.**

- ✓ If applicable, list any in-kind donation or contribution to the project. Please try to assign a monetary value to in-kind contributions. Include a total budget request

**Home Depot Materials:**

5 each	4x8 OSB 23/32	\$27.28	\$136.40
2 each	4x4 Post 8'	\$11.58	\$23.16
4 each	2x6x16'	\$14.68	\$58.72
4 each	2x8x16'	\$18.98	\$75.92
3 each	2x10x16'	\$27.85	\$83.55
5-gallon	Stain	\$42.98	\$214.90
1 each	2x12x8's	\$16.63	\$16.63
4 each	2x4x16'	\$11.15	\$44.60
1 each	25 lb box of screws	\$114.00	\$114.00
5 each	Flooring	\$58.03	\$290.15
6 each	¾ Plywood (oak)	\$93.38	\$560.28
23'	Railing& Finish Trim	\$120	<u>\$2760.00</u>
	TOTAL		\$4378.31

**C. Availability of other funding**

- ✓ What other possible sources of funding have you investigated, including regular school funding? If none, please so indicate.
- ✓ None

**Section 3: Relevance to Great Ideas Grants Program Goals (30 points)**

**A. Creativity and innovation**

- ✓ How is this project different from the usual classroom approach?  
This courtroom in the back half of my classroom would make a unique opportunity to enhance the teaching of the mock trial experience. My main seating for students would still be in place. I would be using the back half of my large room to enhance the learning and create excitement for the law.

B. Extension of student learning

The students in class can use this unique classroom setup, but so can the Mock Trial club. In addition, if other classes in the school district needed access to a court room it would be available. It is hard to utilize the Lewis and Clark County courthouse during the day when they are busy with their caseload. I see the possibility of grade school students, middle school as well as high school social studies or English teachers possibly utilizing the space for smaller courtroom types of projects. I would love to share this space with other school instructors across the district. This space could also be used for Speech and Debate and Model UN competitions as well.

**Section 4: Evaluation, Dissemination and Future Plans (5 points)**

A. Evaluation

- ✓ Indicate how the success of the project will be measured, including strategies and tools you will use to assess student progress.

The success of this project will be hard to measure but students will continue to attend the Lewis and Clark County courthouse for their capstone mock trial event every semester. The addition of a courtroom simulator will make the transition to the real courtroom much easier. The simulator will lead to more confidence among all the witnesses and attorneys which will lead to better overall performances.

Dissemination

- ✓ How will you share the information from your project with your colleagues, other schools, or district-wide or the community?

An article in the newsletter that goes out to parents and have our department chair make an announcement at the leadership meeting. The media (television/newspaper) would be invited to come and see the students using the space when we are getting ready for a trial. At the end of the year, we also plan to host a BBQ for staff so they can see the new space.

B. Future Plans

- ✓ What are your future plans for continuation, replication or expansion of this project, if any?

Word will get out to the students and families in the area, and this will create excitement for this unique program and even help the HSD attract students who may want to attend Helena School District because of this premier law program.



**Helena Education Foundation  
Great Ideas Grants**

**Application BUDGET FORM**

	Budget Item	Vendor	Unit Cost	Shipping	Qty	Total Cost
1.	4x8 OSB 23/32	Home Depot	\$27.28		5	\$136.40
2.	4x4 post 8'	Home Depot	\$11.58		2	\$23.16
3.	2x6x16'	Home Depot	\$14.68		4	\$58.72
4.	2x8x16'	Home Depot	\$18.98		4	\$75.92
5.	2x10x16'	Home Depot	\$27.85		3	\$83.55
6.	Stain – Oak	Home Depot	\$42.98		5	\$214.90
7.	2x12x8'	Home Depot	\$16.63		1	\$16.63
8.	2x4x16'	Home Depot	\$11.15		4	\$44.60
9.	25lb 3.5in. screws	Home Depot	\$114.00		1	\$114.00
10.	Vinyl plank flooring	Home Depot	\$58.03		5 bxs	\$290.15
11.	¾ Plywood -Oak	Home Depot	\$93.38		6	\$560.28
12.	Railing & Trim		\$120/ft		23	\$2760.00
13.	TOTAL					\$4378.31
14.						
15.						
16.						
17.						
18.						
19.						
20.						
21.						